

Morningstar Index Reports Print Version: FINRA Members: For internal use or client reporting purposes only.

10-29-2007

Morningstar U.S. Growth

The Morningstar US Growth Index tracks the performance of stocks that are expected to grow at a faster pace than the rest of the market as measured by forward earnings, historical earnings, book value, cash flow and sales.

Portfolio Analysis	8-31-07
Price/Earning	23.25
Price/Book	4.04
Price/Cash Flow	16.12
Price/Sales	2.48
Dividend Yield	0.58
Growth Rates % (1-Year)	
Earnings (Historical)	NaN
Book Value	12.51
Revenue	NaN
















Market Cap \$Mil	
Median	2,551
Max	276,131
Min	58

Top 10 Holdings	8-31-07
Total Number of Holdings	699
% Weight in Top 10 Holdings	22.11

Top 10 Holdings %	
Microsoft Corporation	4.75
Cisco Systems, Inc.	3.78
Apple, Inc.	2.32
Google, Inc.	2.30
Schlumberger, Ltd.	2.21
Oracle Corporation	1.57
Boeing Company	1.33
UnitedHealth Group, Inc.	1.31
Qualcomm, Inc.	1.28
Goldman Sachs Group, Inc.	1.26

Trailing Total Returns %	9-30-07
1-Month	5.23
3-Month	5.00
YTD	15.07
1-Year	21.94
3-Year Annualized	12.83
5-Year Annualized	14.63
10-Year Annualized	2.60

Annual Total Returns %	
2006	6.83
2005	6.41
2004	4.36
2003	34.12
2002	-33.19

Sector Weightings %	8-31-07
 Information	36.97
 Software	10.80
 Hardware	17.85
 Media	6.97
 Telecommunications	1.34
 Service	44.11
 Healthcare	16.87
 Consumer Services	11.25
 Business Services	8.50
 Financial Services	7.47
 Manufacturing	18.91
 Consumer Goods	2.65
 Industrial Goods	6.12
 Energy	9.49
 Utilities	0.63

© Copyright 2005 Morningstar, Inc. All rights reserved. The information, data, analyses and opinions contained herein (1) include the confidential and proprietary information of Morningstar, (2) may not be copied or redistributed, (3) do not constitute investment advice offered by Morningstar, (4) are provided solely for informational purposes and therefore are not an offer to buy or sell a security, and (5) are not warranted to be correct, complete or accurate. Except as otherwise required by law, Morningstar shall not be responsible for any trading decisions, damages or other losses resulting from, or related to, this information, data, analyses or opinions or their use.