

Morningstar Index Reports Print Version: FINRA Members: For internal use or client reporting purposes only.

10-29-2007

Morningstar U.S. Value

The Morningstar US Value Index tracks the performance of stocks with relatively low prices given anticipated per-share earnings, book value, cash flow, sales and dividends.

Portfolio Analysis	8-31-07
Price/Earning	12.65
Price/Book	1.96
Price/Cash Flow	8.19
Price/Sales	1.15
Dividend Yield	2.80
Growth Rates % (1-Year)	
Earnings (Historical)	NaN
Book Value	10.67
Revenue	NaN
















Market Cap \$Mil	
Median	2,090
Max	506,540
Min	199

Top 10 Holdings	8-31-07
Total Number of Holdings	626
% Weight in Top 10 Holdings	41.46

Top 10 Holdings %	
ExxonMobil Corporation	9.49
AT&T, Inc.	4.78
Citigroup, Inc.	4.53
Bank of America Corporation	4.43
Chevron Corporation	3.68
Pfizer Inc.	3.42
J.P. Morgan Chase & Co.	2.96
American International Group	2.92
Altria Group, Inc.	2.83
ConocoPhillips	2.42

Trailing Total Returns %	9-30-07
1-Month	2.79
3-Month	-1.23
YTD	5.20
1-Year	13.86
3-Year Annualized	15.60
5-Year Annualized	18.50
10-Year Annualized	8.91

Annual Total Returns %	
2006	24.09
2005	7.81
2004	16.85
2003	29.75
2002	-13.67

Sector Weightings %	8-31-07
 Information	9.61
 Software	0.22
 Hardware	0.37
 Media	1.21
 Telecommunications	7.80
 Service	47.22
 Healthcare	3.74
 Consumer Services	2.07
 Business Services	1.90
 Financial Services	39.50
 Manufacturing	43.15
 Consumer Goods	9.36
 Industrial Goods	6.81
 Energy	19.24
 Utilities	7.73

© Copyright 2005 Morningstar, Inc. All rights reserved. The information, data, analyses and opinions contained herein (1) include the confidential and proprietary information of Morningstar, (2) may not be copied or redistributed, (3) do not constitute investment advice offered by Morningstar, (4) are provided solely for informational purposes and therefore are not an offer to buy or sell a security, and (5) are not warranted to be correct, complete or accurate. Except as otherwise required by law, Morningstar shall not be responsible for any trading decisions, damages or other losses resulting from, or related to, this information, data, analyses or opinions or their use.